BIDDER GUIDE

E-Bidding for Grant of License Rights of O&M of Hotel Wildflower Hall, Shimla

TABLE OF CONTENTS

Technical Details regarding Online E-Auction 3

Instructions to Bidders 3

Digital Signature Certificate (DSC) Guide 5

System Settings & Prerequisites 8

Step 1 – Installation of LocalHost Certificate 9

Step 2 – Installation of Java 14

Step 3 – Installation of PKI Application 16

Step 4 – Browser Configuration & DSC Linking 18

Registration on MSTC Portal 20

Login as Bidder 23

E-Payment Guide for Paid Documents 24

Bidding Process Overview 27

Stage 1 – Technical Bid & IPO Submission 28

Upload Documents 30

Attach Documents 31

Modification / Withdrawal of Stage 1 Bid 34

Evaluation of Technical Bid 35

Stage 2 – Forward E-Auction 35

Frequently Asked Questions (FAQs) 38

Technical Details regarding Online E-Auction

The Two Stage Bidding Process comprising of Stage 1 (Technical-cum-IPO) and Stage 2 (Forward E-Auction) shall be conducted on MSTC E-Auction Portal having URL https://www.mstcecommerce.com/auctionhome/wildflower/index.jsp.

Model Tender document is available free of cost on above URL and are accessible to all bidders. However Bidders intending to participate in the Two Stage Bidding Process must get registered as a bidder on MSTC E-Portal and thereafter must purchase the **Paid Tender Document (which comprises of the Model Tender Document and other documents including Information Memorandum, Licence Deed and any other addenda)** by logging on MSTC E-Portal using their ID, Password and DSC and making required Non Refundable payment of Rs 5,00,000/- (Rupees Five Lakhs Only). Individuals and entities without GST are not allowed to participate in this Bidding Process. All prospective bidders must carefully read and understand terms and conditions of the Two Stage Bidding process as mentioned in the Paid Tender Document. Paid Tender Document Fee, if any submitted by an Individual and/or entity not meeting the eligibility criterion, shall not be refunded under any circumstances.

Instructions to the bidders: -

1. MSTC LIMITED (A Govt. of India PSU under Ministry of Steel) incorporated under the Companies Act, 1956 and having its registered office at Plot no.CF-18/2, Street No.175, Action Area 1C, New Town, Kolkata, its Corporate Office at J-500, 5th Floor, Tower-J, World Trade Centre, Nauroji Nagar, New Delhi – 110029 and its Chandigarh Regional Office at Telephone exchange building, 2nd Floor, Sec-5, Panchkula-134109 is the E-Auction Service Provider and is hereinafter referred to as MSTC. Contact details of Officials who may be conducted for technical queries regarding this event are as below: -

No	Contact Official	Email	Mobile
1	Nikhil Mittal, Manager	Cdgopn3@mstcindia.in	9674550002
2	Ashish Kumar, Manager	cdgopn5@mstcindia.in	7230022882

2. Bidders are required to regularly check MSTC E-Portal https://www.mstcecommerce.com/auctionhome/wildflower/index.jsp for any corrigendum / addendum, if issued. Submission of bid by the bidder will confirm that the

bidder has read, understood and accepted the terms and conditions as mentioned in the Paid Tender Document and corrigendum / addendum, issued if any.

3. Bid submitted against a User Id on MSTC's server shall be deemed to have been submitted by the bidder to whom the User ID belongs. Therefore, bidders are advised to maintain secrecy of their login credentials and DSC (Digital Signature Certificate) on MSTC's e-auction website. No complaint regarding misuse of User Id or password will be entertained by MSTC.

4. Participating bidders must satisfy themselves regarding all aspects regarding the Terms and conditions mentioned in the Paid Tender Document including the Two Stage Bidding Process. The principle of "Caveat Emptor" shall apply. Participation and bidding by a bidder in this the Two Stage Bidding Process shall be treated as conclusive evidence of the fact that the bidder has read, understood, accepted and acknowledged all the Terms and conditions mentioned in the Paid Tender Document including the Two Stage Bidding Process. In case of any queries, intending bidders may get required clarification by sending their queries through e-mail as mentioned in the Paid Tender Document. Bidders may refer to the Paid Tender Document and MSTC E-Portal for the schedule. Accordingly, by participating in the Two Stage Bidding Process, interested bidders accept and acknowledge that the principle of "Let the buyer beware" applies in this Two Stage Bidding Process. Participation and submission of the bid by bidder shall confirm the acceptance of the terms and conditions of the Two Stage Bidding Process as mentioned in the Paid Tender Document in full and totality by the bidder.

5. Along with the Terms and conditions mentioned in the Paid Tender Document, Bidders must also adhere to and abide by the General Terms & Conditions (GTC) and Buyer Specific Terms & Conditions (BSTC) already accepted by the Bidder at the time of Bidder Registration.

6. The applicable GST on the Paid Tender Document fee shall be required to be paid directly to the concerned authority by the bidder under the Reverse Charge Mechanism (RCM). Intending bidders must ensure this compliance at their end else they shall solely be responsible for any liability and consequences arising out of non-compliance, if any, at their end in this regard.

7. MSTC shall ensure that the bidding process is smooth and bidders do not face any problem in bidding. However, MSTC shall not be responsible for any problem at the bidder's end like failure of electricity, loss of internet connection, any trouble with

bidder's computer etc. which may cause inconvenience or prevent the bidder from bidding in any e-auction. In the case of any problem / interruption in service at server end of MSTC, MSTC shall try to rectify the problem at the earliest and restore normalcy of bidding process. Under such conditions, if deemed fit by MSTC, it may, in consultation with the State Government extend or modify the schedule of e-auction and proper notification in this regard will be uploaded on MSTC's Website.

8. Prospective bidders are required to visit URL: https://www.mstcecommerce.com/auctionhome/wildflower/index.jsp and download, understand, accept and acknowledge the documents which have been uploaded pertaining to Bidding Guidelines.

9. MSTC LTD shall act only as a Service Provider for carrying out the bidding process and shall not be a party to the Agreements/Contractual Documentations executed between any other parties like the State Government and the successful bidder.

10. System Requirements are uploaded under Bidding guide on https://www.mstcecommerce.com/auctionhome/wildflower/index.jsp. Bidders are required to follow these guidelines. In case of any queries or System Setting Related Technical issues concerns, please contact MSTC Technical Helpdesk on 07969066600 between 9:30 AM to 5:30 PM on all working days.

11. Digital Signature Certificate Guide

A Digital Signature Certificate (DSC) is a digital equivalent of a physical signature used for authentication in electronic transactions. It ensures the security and authenticity of transactions conducted online.

A Bidder shall be required to possess a valid Class III Signing and Encryption Combo Digital Signature Certificate (DSC) of Signing and Encryption Combo type to be able to submit its Bid and to participate in the electronic auction on MSTC website. For this purpose, Bidders shall be required to authorize its Authorized Signatory to procure a class III DSC of signing and encryption combo type from any Certifying Authority or their authorized agencies in India. Details on Certifying Authorities and process getting a DSC are available on CCA website

After procuring a DSC in the name of Authorized Signatory, bidder has to ensure that DSC is connected to their computer and DSC drivers (as provided by the CA along with the DSC) have been installed in their computer. Once the DSC has been correctly installed,

when the bidder logs in by verifying their username and password, their DSC will be visible in DSC signer as shown below. On first login, the selected DSC will be mapped to bidder's account and in subsequent logins bidder will be required to login with username/password and DSC.

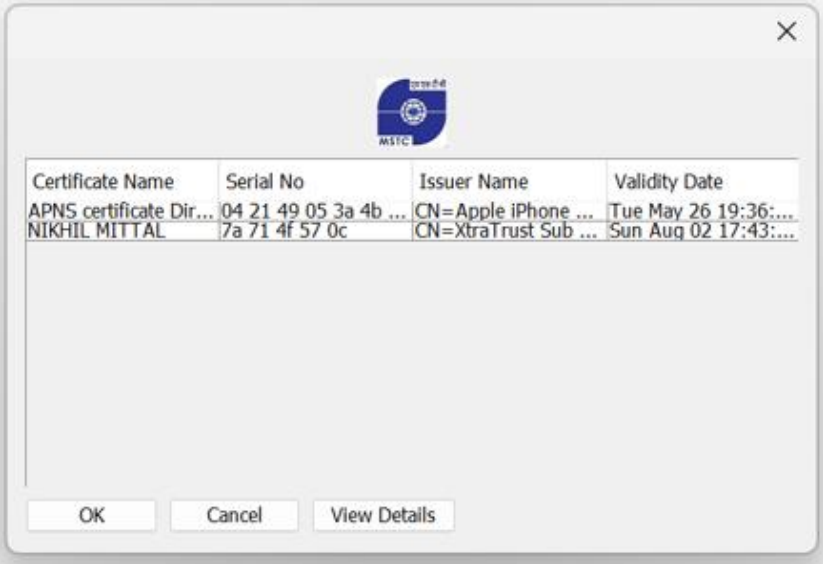

The Bidder may note that only one user id will be mapped with a given Class III Signing and Encryption Combo DSC for the Authorized Signatory. The Class III Signing and Encryption Combo Digital Signature Certificate will be used to digitally sign the Bids that the Bidder will submit online. It will be the sole responsibility of the Bidder and its respective Authorized Signatory to maintain the secrecy of the password for the Class III Signing and Encryption Combo Digital Signature Certificate. The Bidder and its Authorized Signatory shall be solely responsible for any misuse of the Class III Signing and Encryption Combo DSC and no complaint / representation in this regard shall be entertained at any stage by MSTC/State Government.

In case of any queries Related to DSC or System Setting Related Technical issues please contact – MSTC Helpdesk 07969066600 (Availability- 9:30 AM to 5:30 PM on all working days).

System Settings and Bidder Registration on MSTC portal: Bidders can access MSTC's website through www.mstcecommerce.com To reach the Hotel Wildflower Hall homepage, they should click on the **"e-Auction"** link available in the top menu bar. From there, navigate to **"Specialized Projects"** and then select **"eBidding for Grant of License Rights of O&M of Hotel**

Wildflower Hall, Shimla." Accordingly, the navigation flow to access the Hotel Wildflower Hall interface is as follows:

www.mstcecommerce.com → e-Auction → Specialized Projects → eBidding for Grant of License Rights of O&M of Hotel Wildflower Hall, Shimla. For convenience of bidders, they may also click URL https://www.mstcecommerce.com/auctionhome/wildflower/index.jsp to arrive at the required web page.

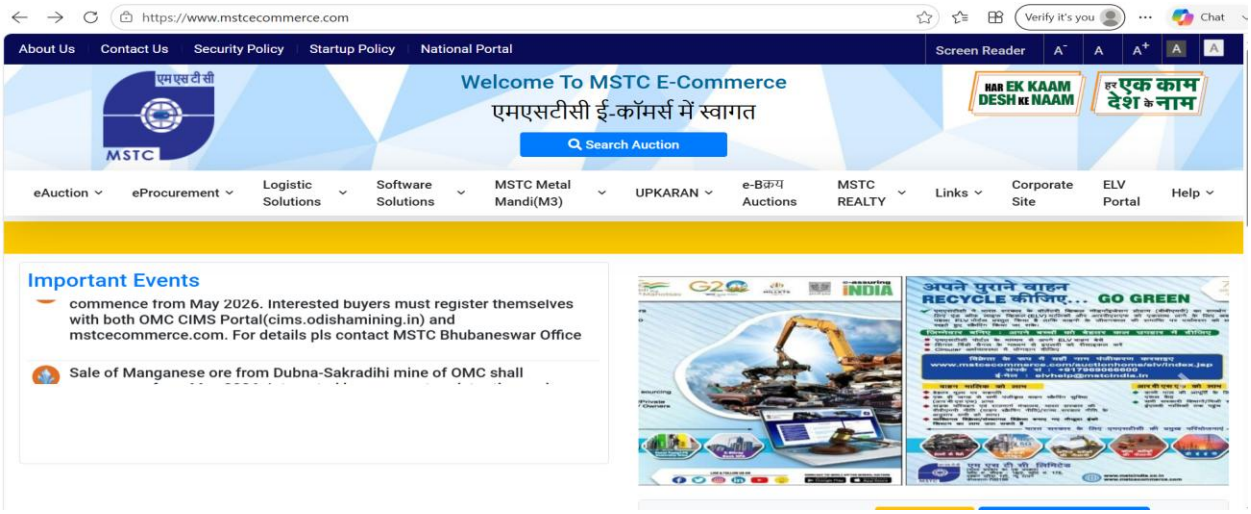

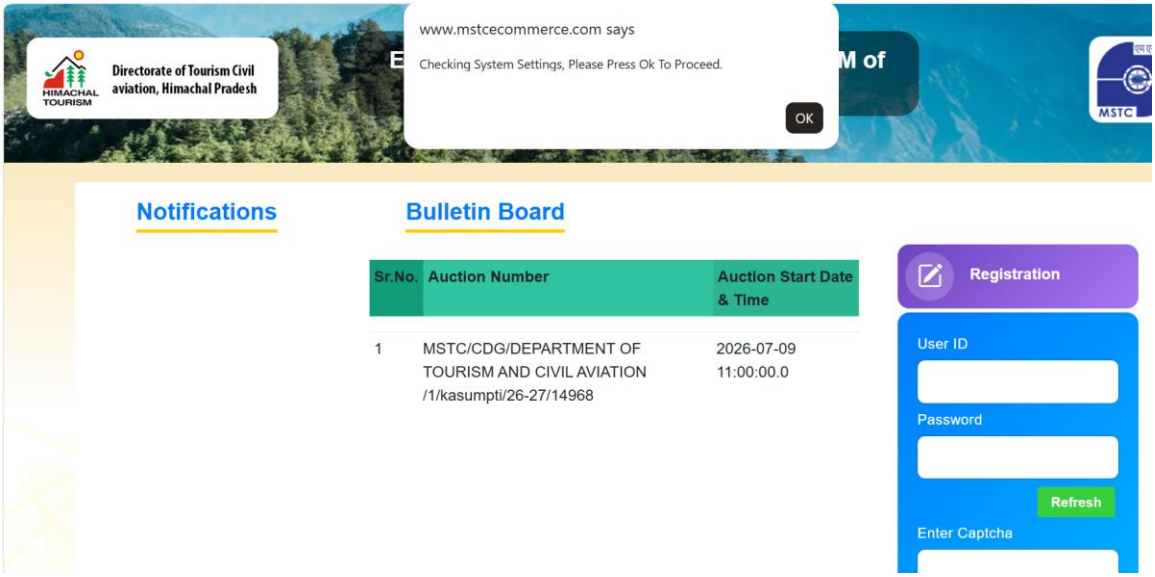

Now system checking settings pop up will appear, click ok to procced and follow system settings check status as mentioned below.

System Settings Check Status

Status	**Incorrect System Settings** Download System Settings Guide Download Certificate
Please Correct the Following Settings:	
If You Do Not Have Java Installed, Please Install Java	Download Java
Based On The Java Version You Have Installed Please Download PKI Application	**Latest Version: 15** / **Installed Version:** **If You Have Java 32 Bit Installed** Download / **If You Have Java 64 Bit Installed** Download
If You Have Installed Both Java And Pki Application, Please Update Browser Settings	If You Are Using Google Chrome Or Edge: - Open URL https://localhost:13591/signservice/getdata And Click To Allow Connections. If You Are Using Firefox: - Open URL

System Settings

Prerequisite:

- Java 8 or above
- Local system admin rights
  - Note: System should “run as administrator”.
  - Must not ask for any username or password while installation
- The Wildflower Hall Portal is compatible in Microsoft Edge, Mozilla Firefox and Google Chrome.

Step 1-Installation of LocalHost Certificate

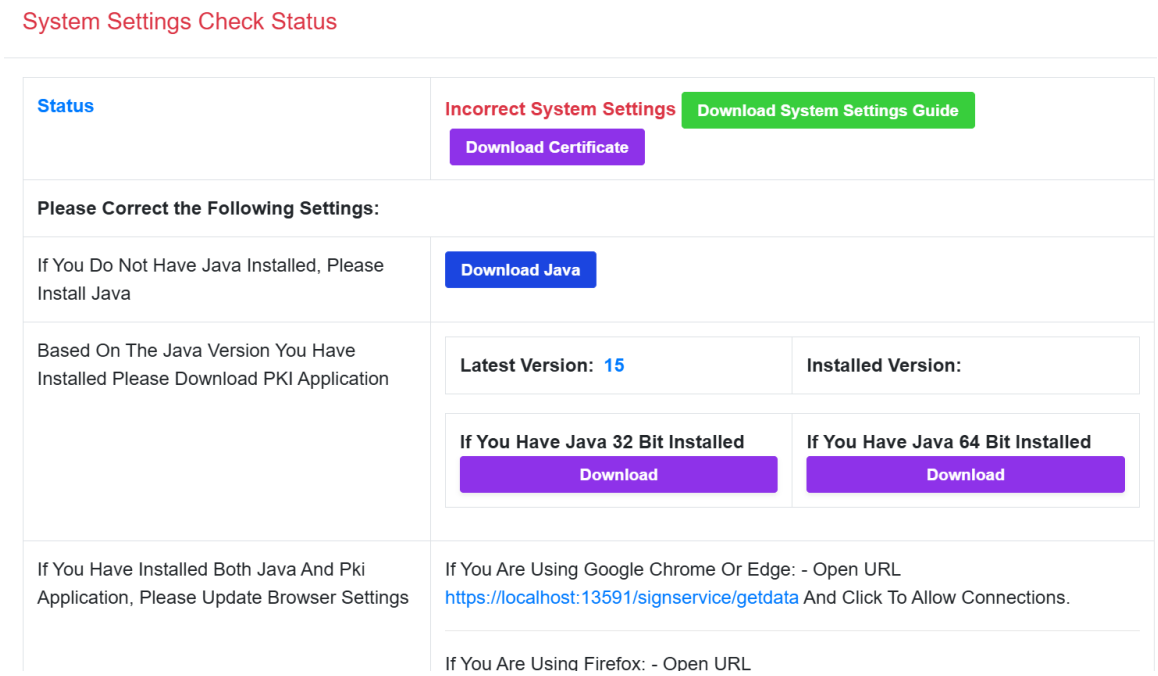

Next Screen will appear like this. Click on “Download Certificate”.

Once the certificate is downloaded, open the file

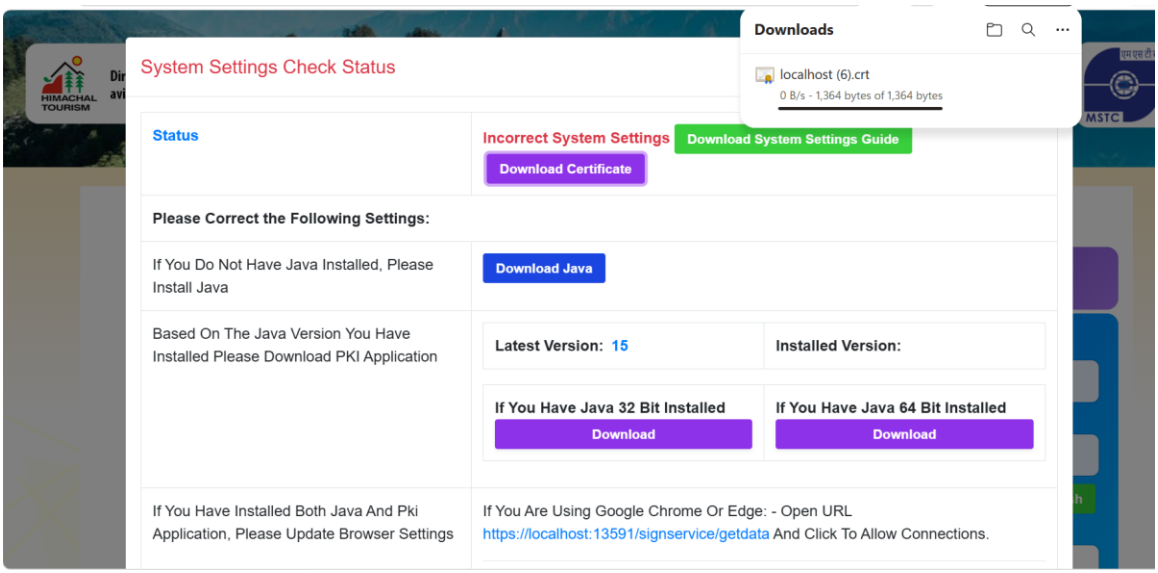

Click “Install Certificate”

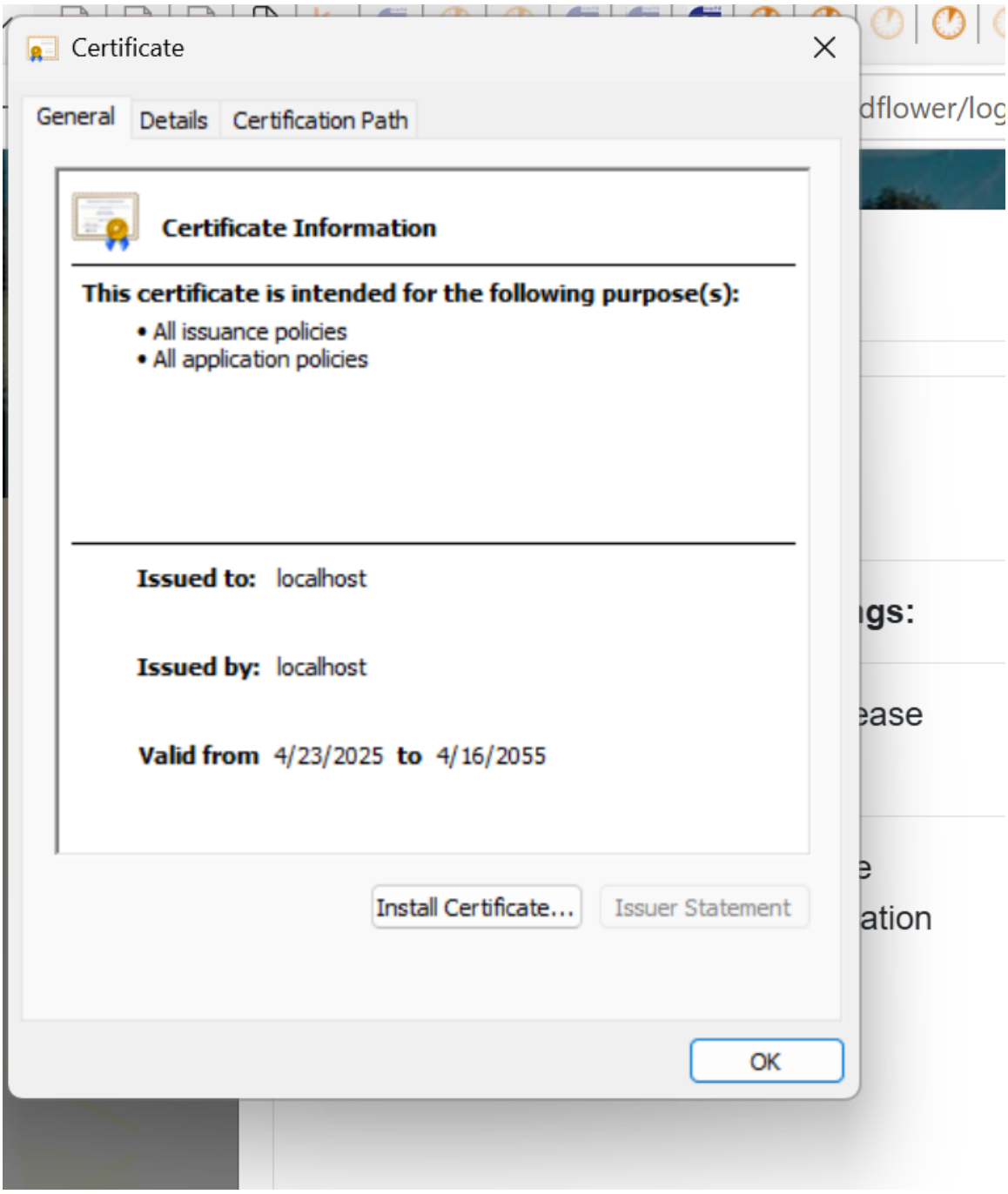

On clicking “Install Certificate”, Certificate Import Wizard will get opened. Follow the below steps:

• Click next with the selection-“Current user”

• Select “Place all certificates in the following store” and click “Browse”

• On Browsing-select location of the store as “Trusted Root Certificates Authorities” and Click ok

• On next step, click Next and Finish. The certificate will get imported and you will get the success message.

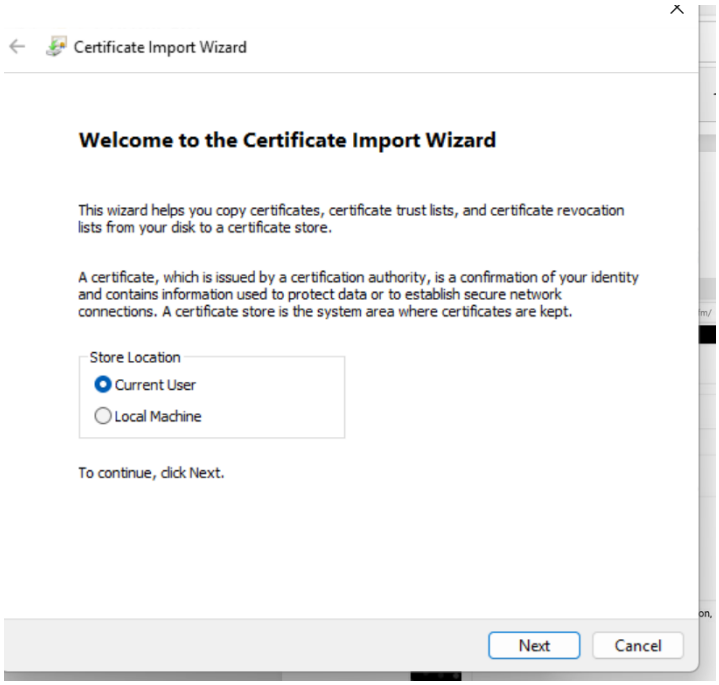

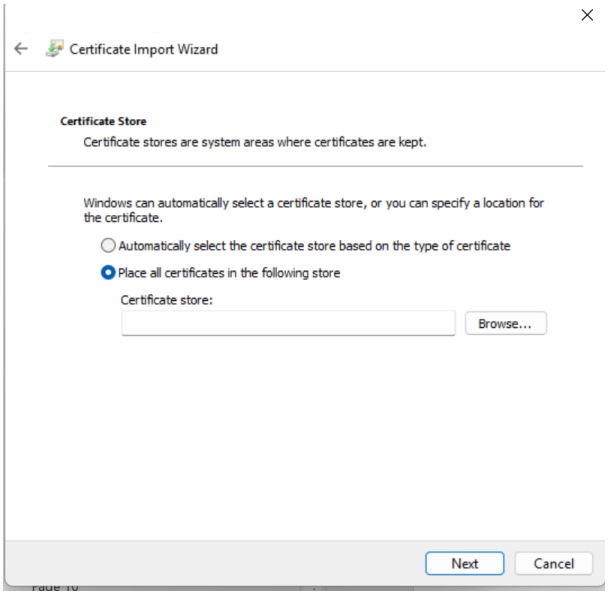

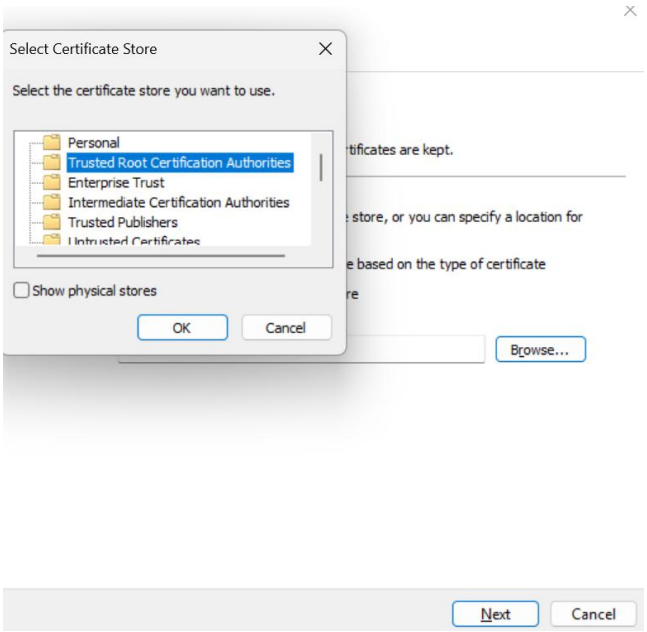
Select Certificate Store
Select the certificate store you want to use.
Personal
Trusted Root Certification Authorities
Enterprise Trust
Intermediate Certification Authorities
Trusted Publishers
Show physical stores
OK
Cancel
tificates are kept.
store, or you can specify a location for
based on the type of certificate
Browse...
Next
Cancel

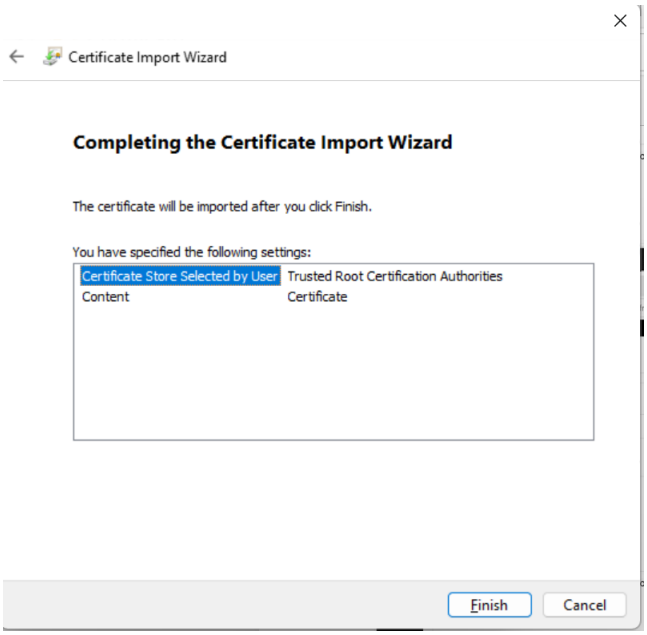
Certificate Import Wizard
Completing the Certificate Import Wizard
The certificate will be imported after you click Finish.
You have specified the following settings:
Certificate Store Selected by User
Trusted Root Certification Authorities
Content
Certificate
Finish
Cancel

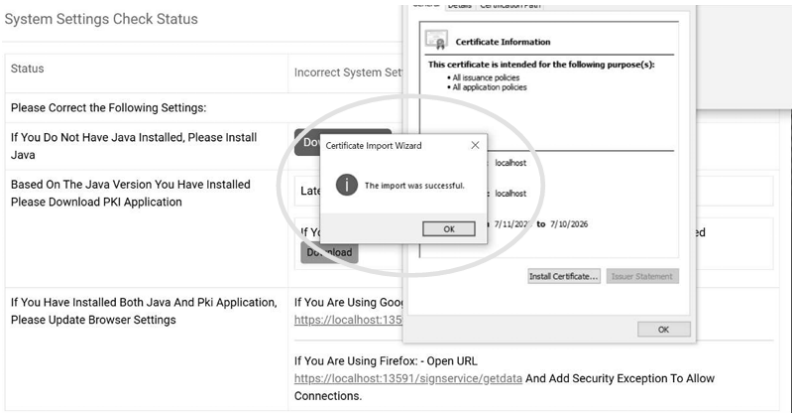

Step 2 -Installation of Java:

If your system doesn't have the desired version of Java, it may be installed by following the below
steps
Click "Download Java"

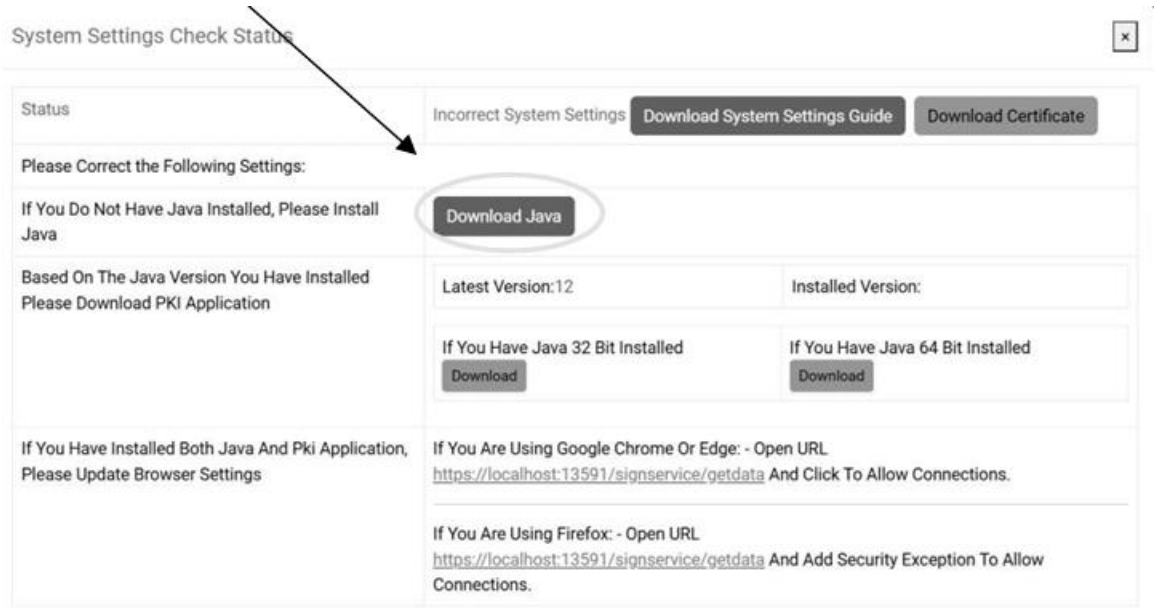

- On Clicking "Download Java", It redirects you to Java Website.
- On this page, scroll down and click on "Windows Offline (64 bit)"
- The latest version of the Java will get downloaded.

- Locate the downloaded Java in your system and double click the set-up file to install.
- Click on Install.
- Upon successful installation of JAVA , you will get a successful message

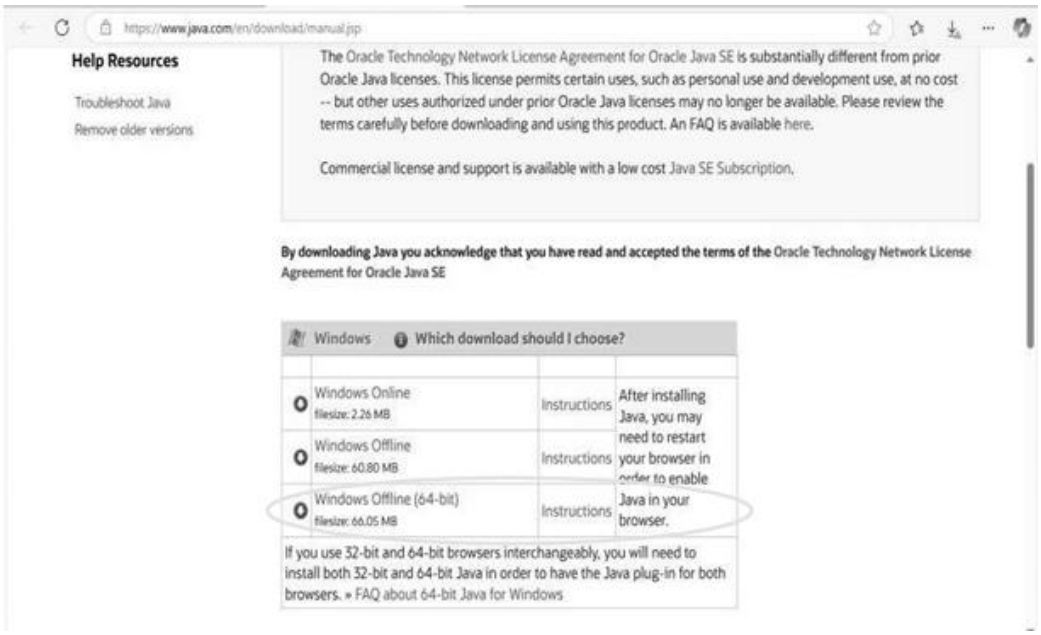

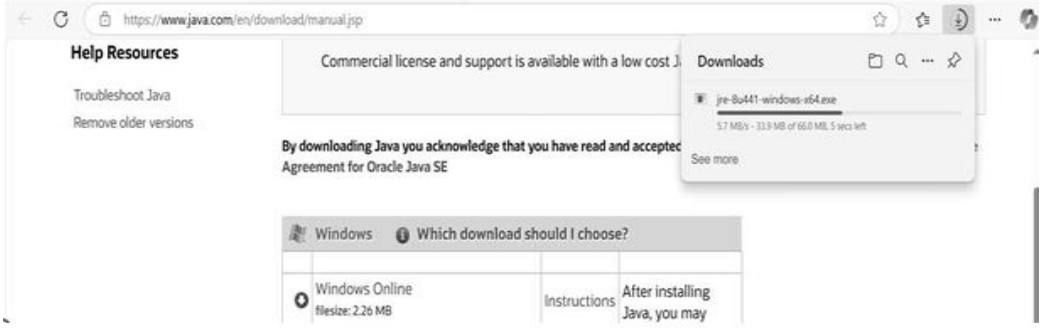

Step 3-Installation of PKI Application

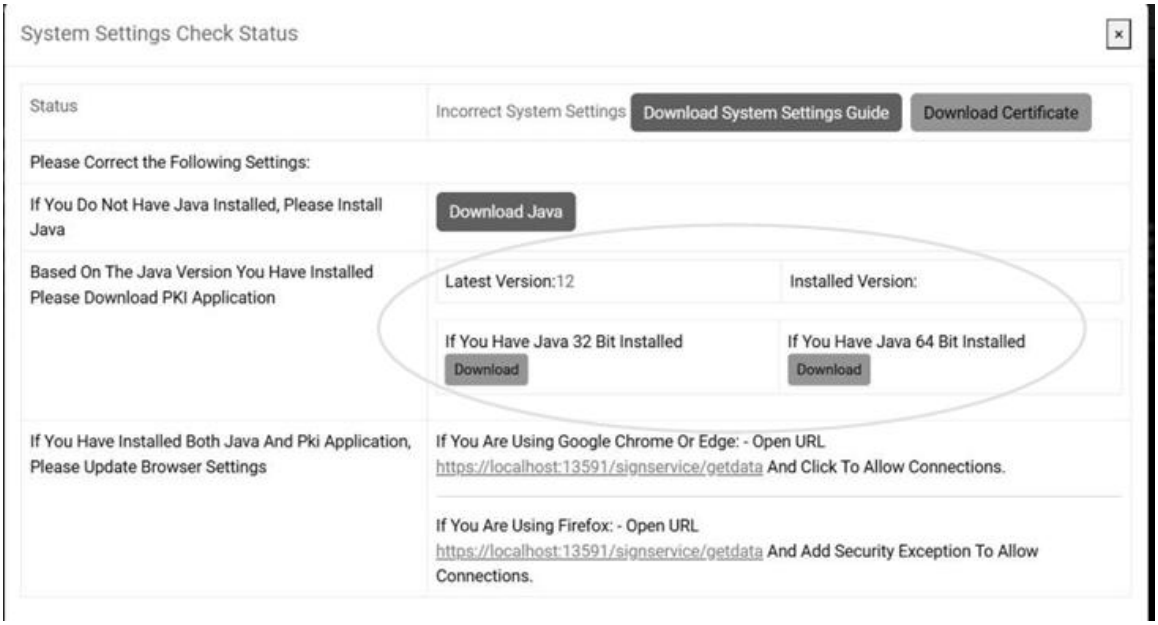

➢ After successfully installing the LocalHost certificate and Java, install the MSTC PKI application depending on the Java version you have installed. There are separate links for downloading PKI application for 32 bit and 64 bit Java. Download the PKI application accordingly.

• On clicking the link "Download", for downloading the PKI application depending on the Java Version installed, ncode set-up gets downloaded.
• Double click the set-up file to install the component.
• Click on Next and agree to the terms and conditions
• Click on Finish to complete the installation.

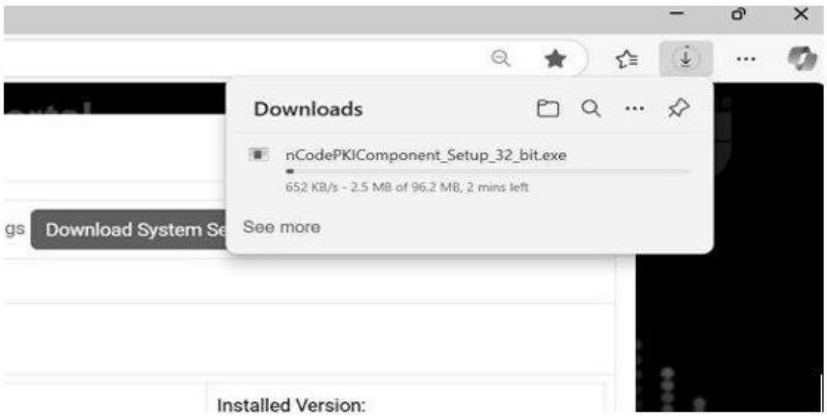

nCodePKIComponent 4.0 Setup
Welcome to nCodePKIComponent 4.0 Setup
Setup will guide you through the installation of nCodePKIComponent 4.0.
It is recommended that you close all other applications before starting Setup. This will make it possible to update relevant system files without having to reboot your computer.
Click Next to continue.
Next >
Cancel

nCodePKIComponent Setup
License Agreement
Please review the license terms before installing nCodePKIComponent.
Press Page Down to see the rest of the agreement.
The following document is a legally binding contract between the Bidder/Tendering Authority/Any other User using these PKI Components herein after referred to as Participant and MSTC Limited herein after referred to as MSTC; and hitherto should be read as a part and parcel of electronic bidding event requiring digital signing/data or file encryption/decryption methods.
And, that in order to login or participate, within the terms of use of MSTC's e-Commerce services as hosted by MSTC on its website https://www.mstcecommerce.com, the participant is expected to have downloaded and is installing "PKI Application" which jointly form a part of "MSTC PKI tools", which have been developed by a "third party" and is available for download/use to Registered Bidders and Users. Its use by any unregistered Person/Party is expressly prohibited unless approved by MSTC in writing.
If you accept the terms of the agreement, click I Agree to continue. You must accept the agreement to install nCodePKIComponent.
Nullsoft Install System v3.01
< Back
I Agree
Cancel

nCodePKIComponent Setup
Completing nCodePKIComponent Setup
nCodePKIComponent has been installed on your computer.
Click Finish to close Setup.
< Back
Finish
Cancel

Step 4: After completing all the 3 steps as mentioned above, allow the connection by clicking on the given URL depending on the browser you are using.

On clicking the URL, it gives success message.

Success! it is working

After completing all the 4 steps, refresh the website and Login with your username and password and link your DSC

Registration on MSTC portal

For registering with MSTC as a bidder, 'Registration' button should be clicked.

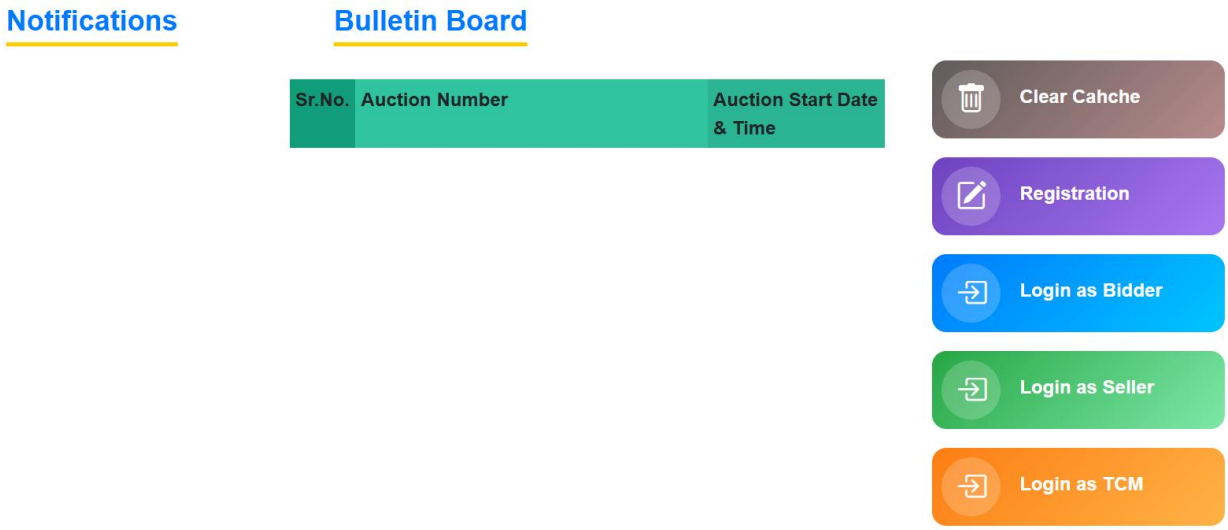

On the next page, the 'General Terms and Conditions' will be shown with two options – 'Register as Buyer' and 'Register as Seller'. The Bidder shall have to click on the link Register as 'Buyer' to proceed.

On the next page, bidder will be displayed the 'Buyer Terms and Conditions' pages. Bidder has to 'Agree' to the terms and conditions and a page to enter the e-mail and mobile

number will open. The e-mail and mobile will be verified by one time password (OTP).

After verification via OTP, an online 'Buyer Registration Form' will appear on screen and the Bidder has to fill up the same with correct information. During this process, the Bidder shall create his user id and password and keep note of the same. The Bidder shall ensure that the secrecy of his user id and password is maintained at all time and he/she shall alone be responsible for any misuse of the user id and password.

While filling the form, the buyer/bidder has to enter the correct details such as company name, GSTIN and address as mentioned on GST certificate, or which is available with the GST portal. The above details will be verified with the data available with GST portal. Only when the correct details as required above have been mentioned, the bidder shall be able to 'Preview' the entered details before 'Submission'.

क्रेता पंजीकरण फॉर्म / Buyer's Registration Form

(* के साथ चिह्नित सभी फ़ील्ड अनिवार्य हैं /All field's marked with * are mandatory)

कृपया ध्यान दें कि आपका पंजीकरण डेटा हटा दिया जाएगा यदि आपका पंजीकरण इस ऑनलाइन फॉर्म को जमा करने की तारीख से 30 दिनों के भीतर सक्रिय नहीं किया गया है।

Please note that your registration data shall be deleted if your registration in not activated within 30 days from the date of submission of this online form.

यदि बोलीदाता के पास पहले से ही उसी पैन / जीएसटी नंबर के साथ एक निष्क्रिय खाता है जिसके साथ वर्तमान पंजीकरण किया गया है, तो एमएसटीसी आपके नए पंजीकरण को सक्रिय करने में सक्षम नहीं हो सकता है।

In case bidder already has a deactivated account with the same PAN/GST number with which the current registration is done, MSTC may not be able to activate your new registration.

कंपनी का प्रकार / Company Type*:	----Select Company type-----
क्रेता का प्रकार / Buyer Type *:	Hotel Wildflower
कंपनी का नाम / Company	
अधिकृत व्यक्ति का नाम / Name of Authorized Person* :	
डाक पता/ Postal Address*:	
शहर / City*	
पिन / Pin*:	
राज्य/ केंद्र शासित प्रदेश / State/Union Ter.*:	======select state==========
देश / Country*:	INDIA
ई मेल / E Mail*:	nmittal@mstcindia.co.in
फोन / Phone*:	9878036363
फैक्स / Fax:	
पसंदीदा उपयोगकर्ता आईडी / Preferred User ID* :	Check UserID Availability
पासवर्ड / Password* :	Check Password Policy
पासवर्ड की पुष्टि करें / Confirm Password* :	
जीएसटी दर्ज करें / Enter GST:	Verify GST

The Bidder may check the details entered from the 'Preview' page before final submission. On successful submission of the online registration form, the Bidder shall receive a confirmation mail in the registered email address advising the Bidder to remit the registration fee via 'e-payment' link. The e-payment link shall be accessible to the bidder when he logs-into the portal via the 'User ID' and 'Password' created by him during registration.

The registration fee has to be paid via 'NEFT/RTGS' or 'Online pay' options under e-payment link. A non-refundable registration fee of INR 10,000/- plus applicable taxes (Rs. 11,800) is to be paid online.

Note:

1. Mere submission of Online bidder Registration form will not allow the bidder to access the portal as a registered bidder. Only after submission of required registration fee as above, bidder registration will be activated. The activation of registration via fee received from NEFT/RTGS is subject to realization of funds by the bank.

2. Individuals are not allowed to bid in this event as GSTIN is mandatory for completing the registration.

3. The Class III Signing and Encryption Combo DSC (Digital Signature Certificate) of the bidder shall be mapped during first login after the Registration fee payment. Bidder will need to synchronize their Class III Signing and Encryption Combo Digital Signature Certificate (DSC) during first login.

4. To update the Class III Signing and Encryption Combo DSC, bidders may login to their dashboard using old DSC and delete it using link “Delete DSC” provided in their login and map their login with new Class III Signing and Encryption Combo DSC.

5. It may be noted that Bidders need not visit any of the offices of MSTC Limited for submission of the documents related to registration. However, the Bidders may contact Chandigarh Regional office of MSTC Limited for seeking assistance on the login process, details of which are available on MSTC website www.mstcindia.co.in. Bidder may contact MSTC’s help desk number "07969066600” for assistance in any technical or system related issues. MSTC Limited reserves the right to call for additional documents from the bidder if needed and the Bidder shall be obliged to submit the same.

Login as Bidder:

1. The User ID and password created during the registration process can be used for all subsequent logins to the MSTC portal through the Hotel Wildflower Hall homepage, available https://www.mstcecommerce.com/auctionhome/wildflower/index.jsp

2. Using the link ‘Upload Cancelled Cheque/ Bank mandate form’, bidder will need to upload the required documents to get their bank details verified.

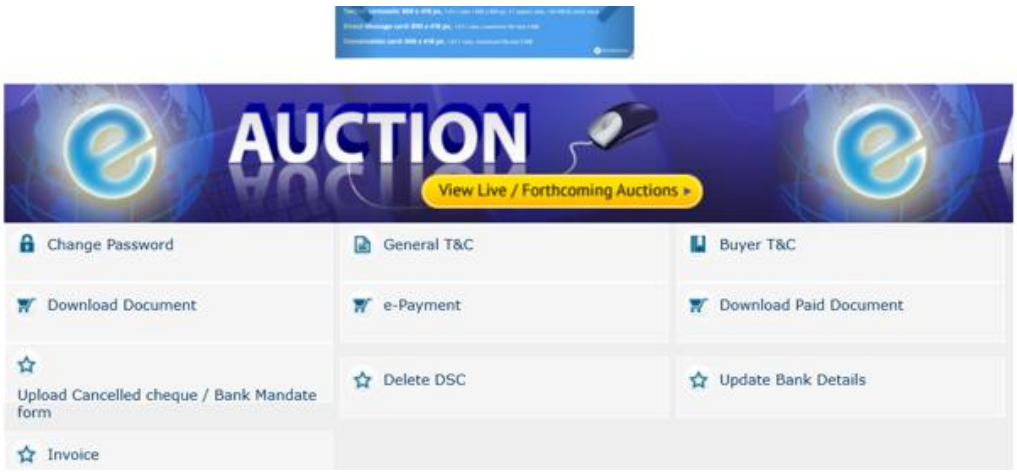

After registration, bidder may update their DSC (if required), by logging into the portal and going to Delete DSC button. Here they can also delete their currently mapped DSC and login with the new DSC in case if it is required. If for any reason bidder is unable to Login and delete their DSC, they can also e-mail issue to

No	Contact Official	Email	Mobile
1	Nikhil Mittal, Manager	Cdgopn3@mstcindia.in	9674550002
2	Ashish Kumar, Manager	cdgopn5@mstcindia.in	7230022882

A request to delete/update DSC has to be given through bidder's Registered email address only, accompanied by their Company PAN Card. It may be noted that Bidders need not visit any of the offices of MSTC Limited for submission of the documents related to registration. However, the Bidders may contact Chandigarh office of MSTC Limited for seeking assistance on the login process. Contact details are as mentioned below:-

No	Contact Official	Email	Mobile
1	Nikhil Mittal, Manager	Cdgopn3@mstcindia.in	9674550002
2	Ashish Kumar, Manager	cdgopn5@mstcindia.in	7230022882

E -payment guide for paid documents (Submission of Tender Fees through e-Payment)

1. Registered Bidders intending to participate in the Two Stage Bidding Process must purchase the Paid Tender Document by logging on MSTC E-Portal using their ID, Password and DSC and making required Non Refundable payment of Rs 5,00,000/- (Rupees Five Lakhs Only).

2. Once the bidder account has been activated, the bidder may log in to the portal using their registered username and password.

3. Upon successful login, the bidder will be able to access the e-Payment option.

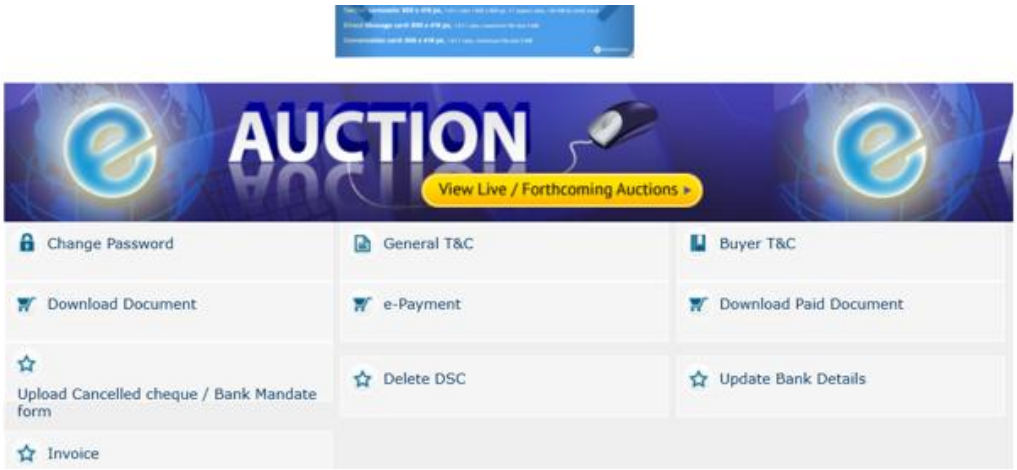

4. The Bidder after login shall click on the link for e-payment and then select the event name from the drop-down menu for which it intends to make the payment. The appropriate amount towards cost of the paid tender document gets displayed automatically and bidders can pay through RTGS/NEFT by clicking on submit button. For RTGS/NEFT, the bidder should fill an online RTGS application form and take a printout of the same before proceeding to transfer the fund to the beneficiary account.

   The applicable GST on the paid tender document fee shall be required to be paid directly to the concerned authority by the bidder under the **Reverse Charge Mechanism (RCM)**. Intending bidders must ensure this compliance at their end else they shall solely be responsible for any liability and consequences arising out of non-compliance, if any, at their end in this regard.

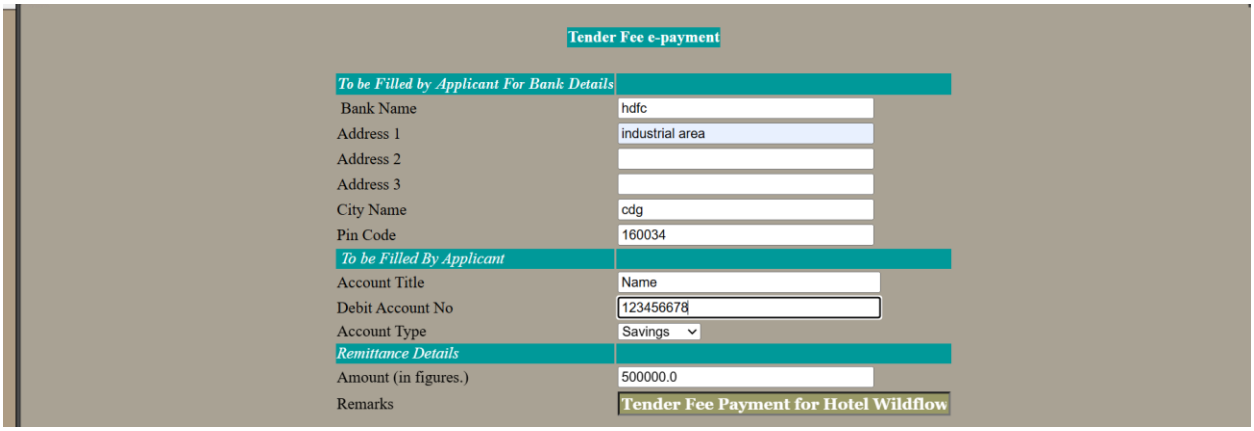

Date: 13/06/2026

Tender Fee e-payment

To,

SBI
AB
AB
AB
AB
134109

Sub :: Request RTGS/NEFT Payment

Applicant Details

Account Title	ASHISH
Debit Account No	111111111111111
Account Type(Savings/Current/Over Draft)	Savings

Beneficiary Details

Beneficiary Name	MSTC LIMITED
Credit Account No	0000175428
Bank	
Branch	
Account Type	Current
IFSC Code	

Remittance Details

Amount Rs. 10.0 /-
Amount (In figures)Rupees Ten Only

Please remit the amount as per the aforesaid details, by debiting my/our account for the amount of remittance with the following remittance details:

Remittance Data :Tender Fee Payment for Hotel Wildflower Hall
Shimla Block::Wildflower13.06.2026 for Buyer::MSTC LTD/7469

Note: Instruction to the Bankers while remitting the funds
i) This Acknowledgement Receipt is valid for three days from the date of generation.
ii) No overwriting is allowed in the format above.

Thanking you,

Print

(Note: The above screenshot is for the representation purpose only and bank details mentioned in the above screenshot must not be used for tender fee payment.)

It may be noted that only a bidder who submitted the paid Tender document fee amount shall get an access to the paid tender document which can be downloaded under the link “Download paid Document “, provided the submitted payment is received at MSTC LTD.

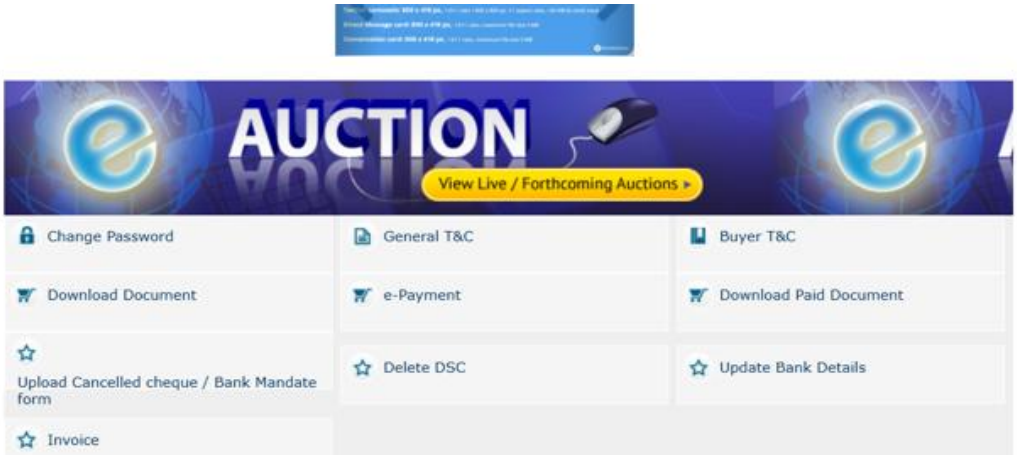

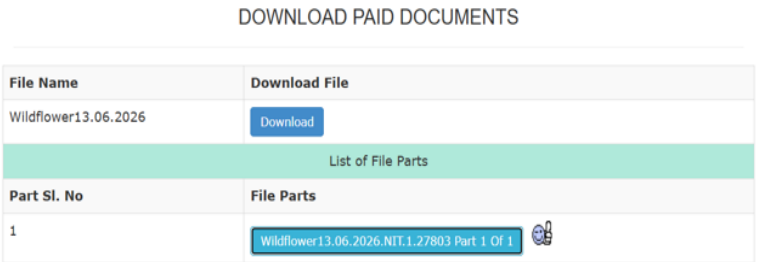

Bidder(s) in their own interest are advised to purchase Paid Tender Document in advance to avoid any last-minute hiccup. MSTC shall not be responsible for any delay in getting credit of the money in MSTC's bank account. Bidder(s) must ensure that the aforesaid amount(s) get credited to MSTC LTD bank a/c well within scheduled due date and time as per Notification.

After transferring the fund, the bidder must preserve UTR No and other details so that in case they face any technical difficulty in downloading the Paid Tender Document, they may contact concerned following MSTC Chandigarh Officials:-

No	Contact Official	Email	Mobile
1	Nikhil Mittal, Manager	Cdgopn3@mstcindia.in	9674550002
2	Ashish Kumar, Manager	cdgopn5@mstcindia.in	7230022882

Bidding Process: Interested Bidders who get registered on MSTC Portal and intend to participate in the E-Bidding process after purchasing the Paid Tender Document by making payment of required Fee must participate in the Two Stage Bidding Process as follows:

Stage 1: Technical Bid: This stage will comprise (i) online submission of the Technical Bid and the initial price offer; and (ii) offline submission of documents as mentioned in the Paid Tender Document.

Ref No & Schedule of Stage 1 Bid: MSTC/ CDG/DEPARTMENT OF TOURISM AND CIVIL AVIATION /1/kasumpti/26-27/14968. Start Date & Time: 09.07.2026 at 11:00 Hrs, Closing Date & Time: 23.07.2026 at 17:00 Hrs.

i) Online submission of Technical Bid and initial price offer

This stage shall be open to the Registered Bidders who have purchased the Paid Tender Document:-

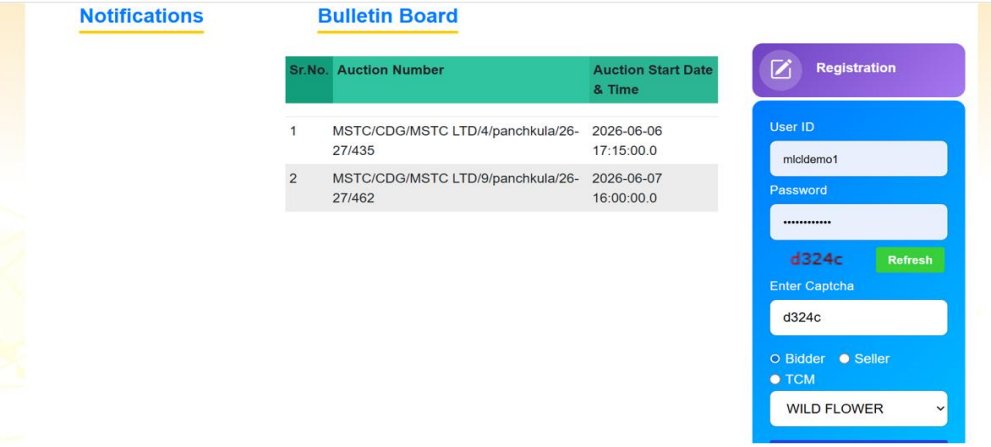

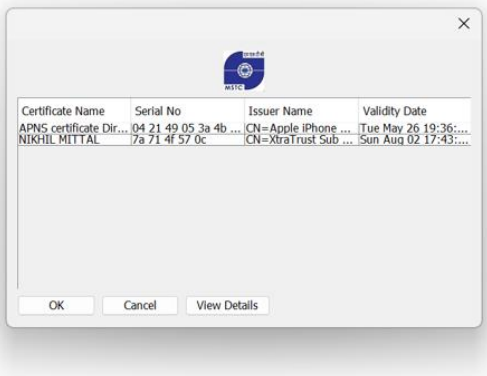

In this process, the Bidder, after logging in to the above stated website, will have to click on the link “click for Auction”. In the next page, the Bidder shall have to go to the link “Stage 1 Technical cum IPO Submission”. Thereafter, the bidder will have a bouquet under “My Menu” having 3 (three) sub-menus – “Bid Floor Manager”, “Upload Documents” and “Attach Documents”.

Bid Floor Manager:

Once the Bidder clicks on this sub-menu and then clicks on the menu “Live Auctions” on the next page, it will display the event for which the bidder has submitted the paid tender document fees. On clicking on auction/event number, the Bidder will be directed to a screen where it can fill up the technical bid template and save the data. The Bidder can edit such data as many times as it wishes. Technical bid shall be saved after uploading and attaching the required documents.

After saving the Technical Bid, the link / button for Initial Price Offer shall get activated. Bidders may note that the “Initial Price Offer” button will be activated only after the Technical Bid has been saved. Initial Price Offer (IPO) is be quoted in terms of ‘percentage of gross revenue’. IPO to be quoted by a bidder must be equal to or greater than the Minimum Revenue Share % as mentioned in the Paid Tender Document. The Bidder, on clicking this button, will be directed to a screen having a template where it can fill up its Initial Price Offer and click on the Final Submission button. However, please note that the bidder cannot save the Initial Price Offer/click on ‘Final Submission’ without attaching its uploaded document(s). A warning pop-up message will be displayed by the system stating “No document has been attached against the event. Please attach the requisite documents from the list of uploaded documents, before submission of IPO”.

The bidder after entering the Initial Price offer (IPO) and clicking on 'Final Submission' will be displayed the list of documents attached against the tender event. Clicking on ‘OK’ will proceed to save the Initial Price Offer followed by final submission. The final submission shall be digitally signed by the Bidder using its registered digital signature. Any digital signature certificate (DSC) other than the registered one shall not be acceptable for bid submission by the system.

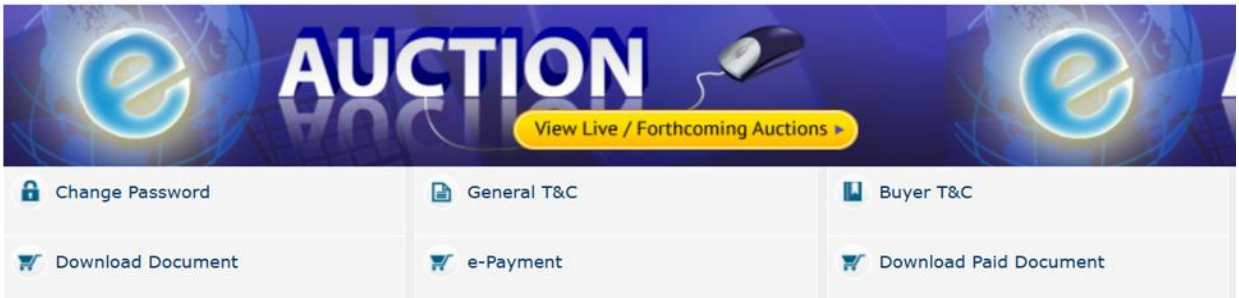

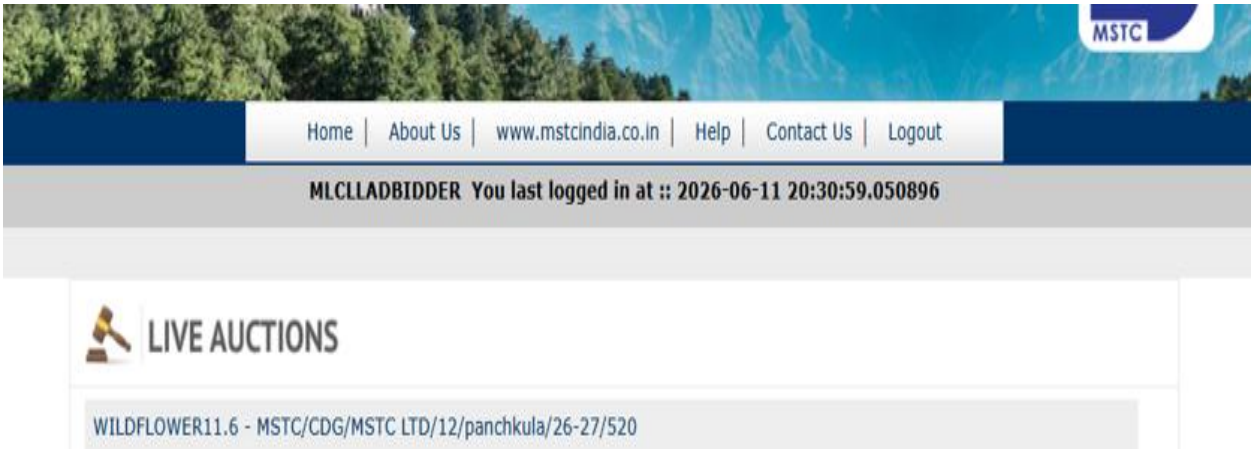

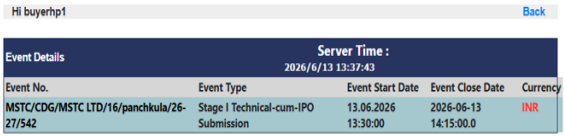

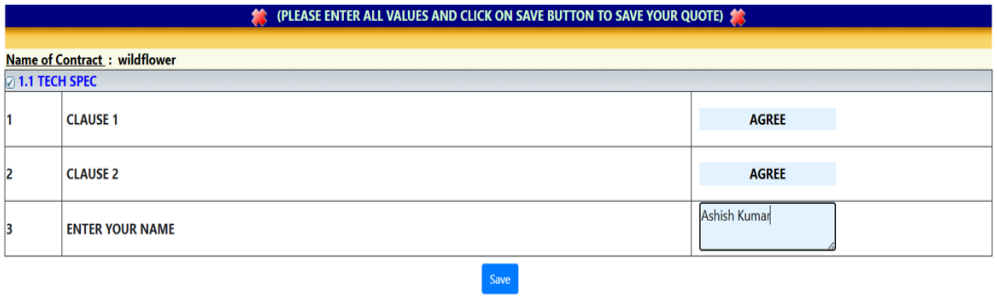

Upload Documents:

The Bidder shall also be required to upload the supporting documents along with the Technical Bid, as mentioned in Paid Tender Document. It will be bidder's responsibility to ensure that the uploaded documents are properly scanned and uploaded and these are properly visible and

readable. These supporting documents will need to be uploaded in pdf format only (the file size should be limited to 4 MB; in case of larger files, they may be split into multiple files with suitable nomenclature). Files in formats other than pdf shall not be accepted. For this, the bidder shall first click on the link “Upload documents” and upload the files in support of its Technical Bid. After uploading of the supporting documents, a pop-up message will be displayed by the system stating, “Please attach documents to respective events”.

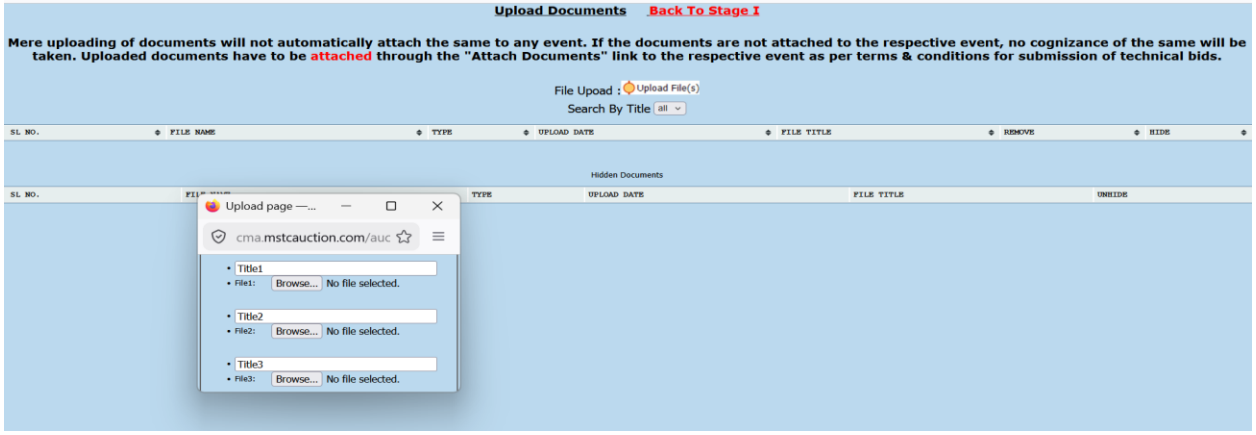

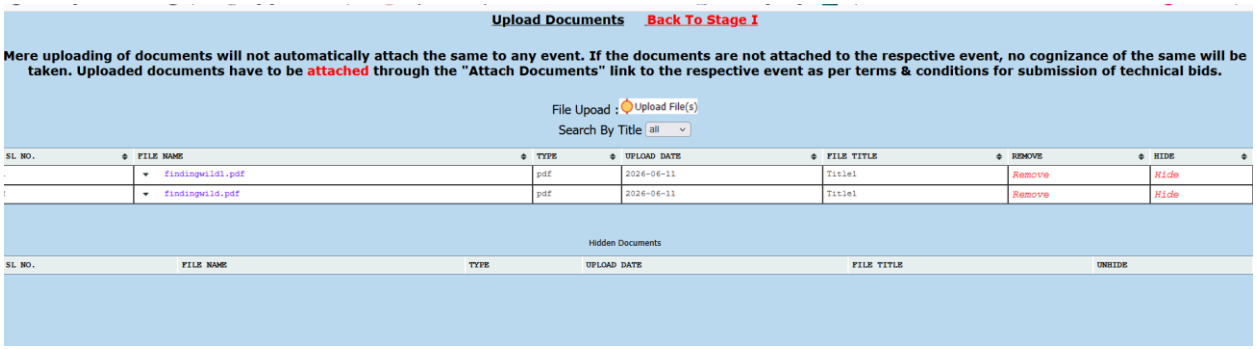

Attach Documents

After uploading these documents, the Bidder shall have to attach them with the specific auction/event for which it is intending to submit the Technical Bid. Under attach documents link, bidder will select the tender event for which he intends to attach the document for. Once selected, he will then click on ‘Attach’ against the uploaded document in the list and the status of the same will change to ‘Detach’. This means the document has been successfully ‘attached’ against the tender event.

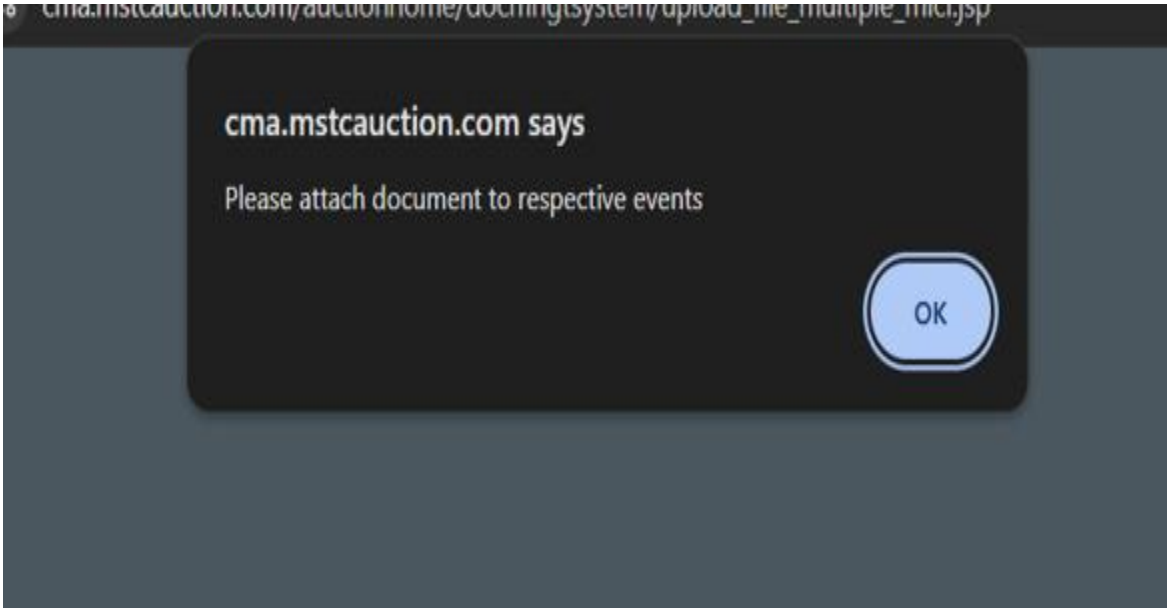

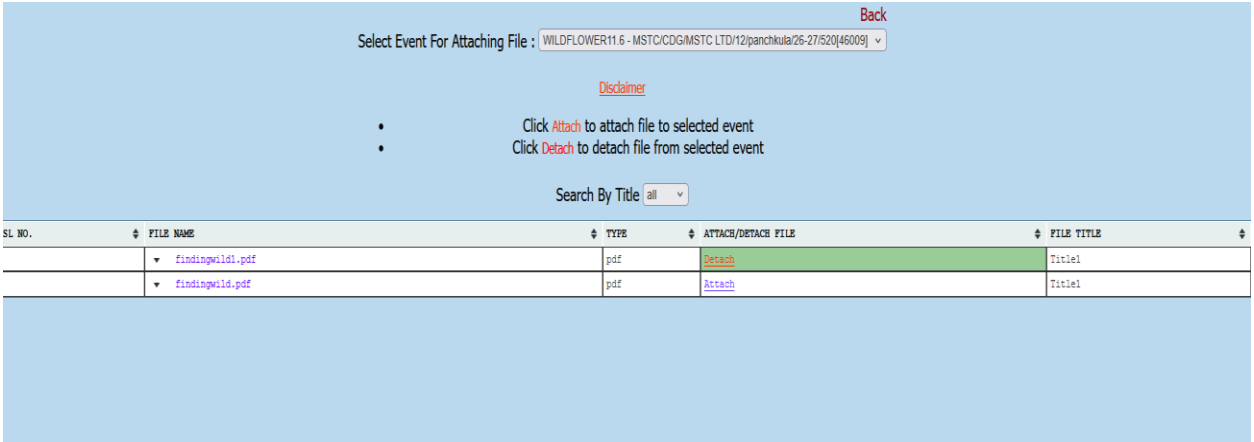

The Bidder should note that only a file which is "attached" with a specific event shall be considered during evaluation of the Technical Bid. Files which are not attached to the specific event shall not be considered for evaluation. The Bidder should also note that a Bid will be considered as submitted if and only if the Bidder has submitted the Initial Price Offer. Only such Bids will be opened for which Initial Price Offer has been submitted. It is further clarified that saving of Technical Bid without saving of the Initial Price Offer will be treated as non-submission of bid.

Upon successful submission of Initial Price Offer, the Bidder shall receive a bid acknowledgement from the system automatically on the email ID registered during registration at MSTCs portal.

Hi ARPIT MAHESHWARI Back

Event Details	Server Time : 2026/6/11 23:9:33			
Event No.	Event Type	Event Start Date	Event Close Date	Currency
MSTC/CDG/MSTC LTD/12/ panchkula/26-27/520	Stage I Technical-cum-IPO Submission	11.06.2026 22:45:00	2026-06-11 23:40:00.0	INR

Initial Price Offer

PLEASE ENTER ALL VALUES AND CLICK ON SAVE BUTTON TO SAVE YOUR QUOTE

WILDFLOWER LICENSE

percentage share of gross revenue	10

Bid Value : Ten point Zero

Final Submission

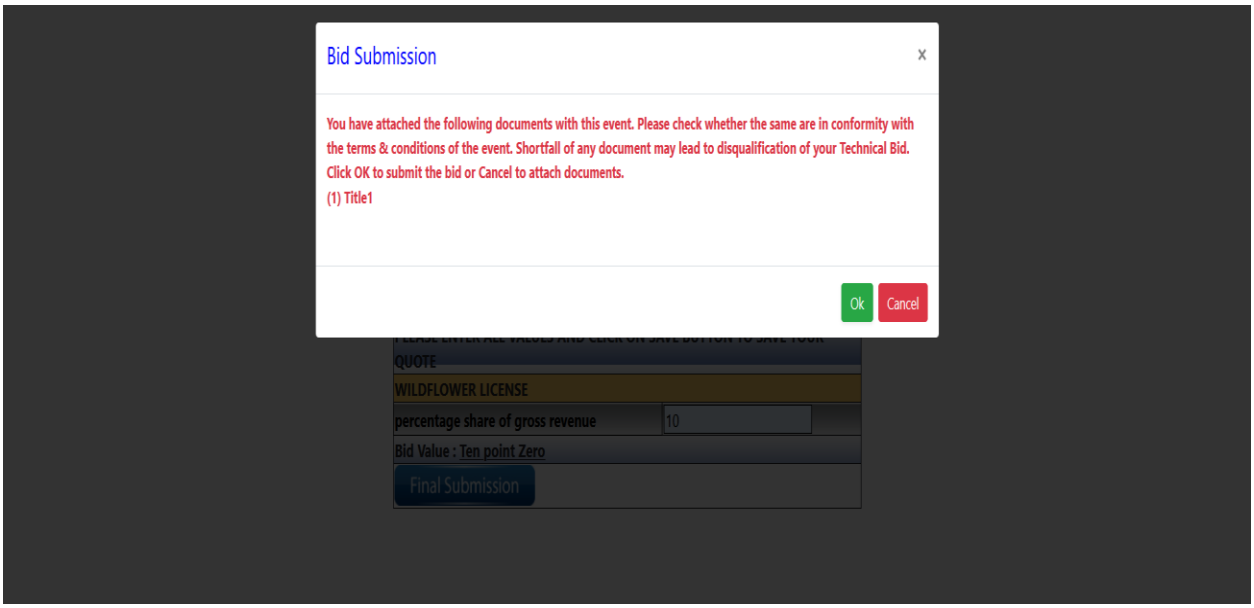



Modification / Withdrawal of Stage 1 Bid

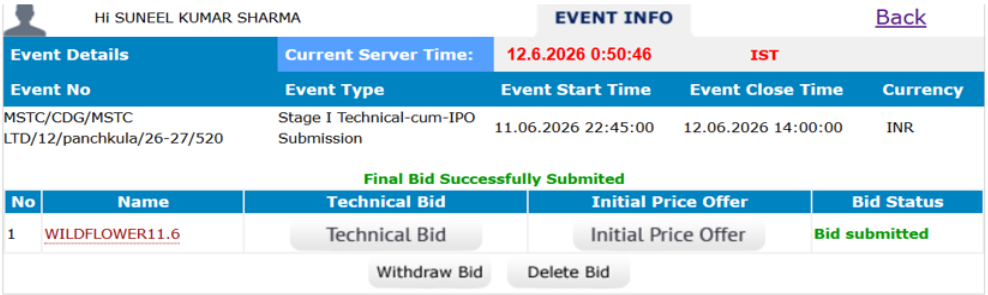

The Bidder has an option to edit Technical Bid and initial price offer as many times as it wishes till the final submission. If after submission of Initial Price Offer and before the scheduled closing time for Bid submission a Bidder wishes to make changes in its Bid, it can do so by clicking the "Delete Bid" option. By doing so, the entire Bid submitted by the Bidder will get deleted. A system generated email will be sent to the Bidder acknowledging the deletion. The Bidder will be able to save and submit its new Bid again. If a Bidder deletes its Bid and does not submit its new Bid in the same manner as stated above, its Bid will not come up for opening or further processing.

If after final submission of Bid and before the scheduled closing time for Bid submission a Bidder wishes to withdraw its bid, it can do so by clicking the "Withdraw Bid" option. By withdrawing a bid, a Bidder will lose the opportunity to re-submit its Bid against the event.

Offline submission of documents:

Participating Bidders shall be required to submit the hard copy of documents by following the instructions as mentioned in the Paid Tender Document. Please refer to concerned terms and conditions of the Paid Tender Document. Please note that IPO must not be submitted in Hard Copy.

The Bidders must note that online submission of Technical Bid and the initial price offer and offline submission of certain original documents shall be allowed only up to time and date as mentioned in the Paid Tender Document. Please refer to concerned terms and conditions as mentioned in Paid Tender Document. Bidders in their own interest are advised to complete the entire process well in advance to avoid any last - minute hiccup / technical problems. No complaints shall be entertained in this regard at any stage.

Evaluation of Technical Bid:

Technical Bids shall be evaluated and IPOs shall be opened as per the procedure mentioned in the Paid Tender Document. Please refer to concerned terms and conditions as mentioned in Paid Tender Document. Bidders qualifying for participation in the second stage (Forward E-Auction) shall be informed by e-mail. It shall be the sole responsibility of the Bidder to regularly check their e-mail to see whether it has qualified for the forward auction or not. MSTC/State Government will not be responsible for non-receipt of email by the Bidder and its consequences. Second stage (Forward E-Auction) shall be conducted on MSTC E-Auction Portal as per schedule and procedure as mentioned in Paid Tender Document.

Stage 2 Forward E-Auction:

Forward E-Auction Process shall be conducted on MSTC E-Portal https://www.mstcecommerce.com/auctionhome/wildflower/index.jsp with Start Date & Time: 07.08.2026 at 11:00 Hrs; Closing Date & Time: 07.08.2026 at 13:00 Hrs. As per the process mentioned in the Paid Tender document, Qualified bidders shall be able to participate in the Stage 2 Forward E-Auction. Any change in schedule shall be notified on above E-Portal of MSTC.

Forward E-Auction is the process of inviting binding Final Price Offer(s) from Qualified Bidders for the purpose of determination of the Highest Bidder. Floor Price during the Forward E-Auction process shall be the Highest IPO amongst the Qualified Bidders. Forward E-Auction process will have a scheduled start and close time which will be displayed on screen. After the scheduled start of the Forward E-Auction process, the Qualified Bidders shall be able to submit Final Price Offer (percentage of gross revenue) higher than the Floor Price by a minimum increment of 0.10%. The subsequent Final Price offers by the Qualified Bidders during the Forward E-Auction process may

be increased by Qualified Bidders in multiples of 0.10% above the immediately preceding Final Price Offer. Final Price Offers may be revised by the Qualified bidders till the conclusion of the forward e-auction process. Qualified Bidders shall be able to see the prevailing highest Final Price Offer, but the identity of the highest Qualified Bidder during forward e-auction process will not be displayed.

During the process of Forward E-Auction, a Bidder shall be required to sign their Final Price Offers with their respective Class III Signing and Encryption Combo digital signature certificate (DSC) and the use of which has been duly authorized on behalf of the Bidder. Any digital signature certificate other than the above shall not be acceptable by the E-Portal.

Please note that a Final Price Offer once submitted by a Qualified bidder in the Second Stage Forward E-Auction process cannot be deleted/withdrawn under any circumstances and any complaint/grievance in this regard shall not be entertained at all by MSTC/State Government. Therefore the Qualified bidders are required to be extremely careful while submitting Final Price Offers in the Forward E-Auction Process. No physical bids shall be submitted or considered in the Forward E-Auction process.

The current server time (IST) will also be displayed on the screen. In the event a Final Price Offer is received during the last 8 (Eight) minutes before the scheduled close time of Forward E-Auction process, the close time of Forward E-Auction process will be automatically extended by 8 (Eight) minutes from the last received Final Price Offer time to give equal opportunity to all other Qualified Bidders. This process of auto extension will continue till no Final Price Offer is received during a period of 8 (Eight) minutes.

For example, assuming that the initial scheduled close time of Forward E-Auction process is 1:00 pm and a Final Price Offer is received at 12:55 pm, the scheduled close time shall be revised to 1:03 pm. Again if a Final Price Offer is received at 1:01 pm, the scheduled close time shall be revised to 1:09 pm and so on. In the event that no further Final Price Offer is received till 1:09 pm, the Forward E-Auction process will close at 1:09 pm. The revised close time will be displayed on screen and the Qualified Bidders are advised to keep refreshing its webpage to get the latest information.

The above example is illustrative in nature and is meant only for explaining the Forward E-Auction process.

AUCTION
Welcome to E-bidding for grant of license rights of OM of Hotel Wildflower Hall Shimla
STAGE I
BID SUBMISSION
Stage I Technical-cum-IPO Submission
STAGE II
AUCTION
Stage II Forward Auction
REVERSE
AUCTION
Stage II Reverse Auction

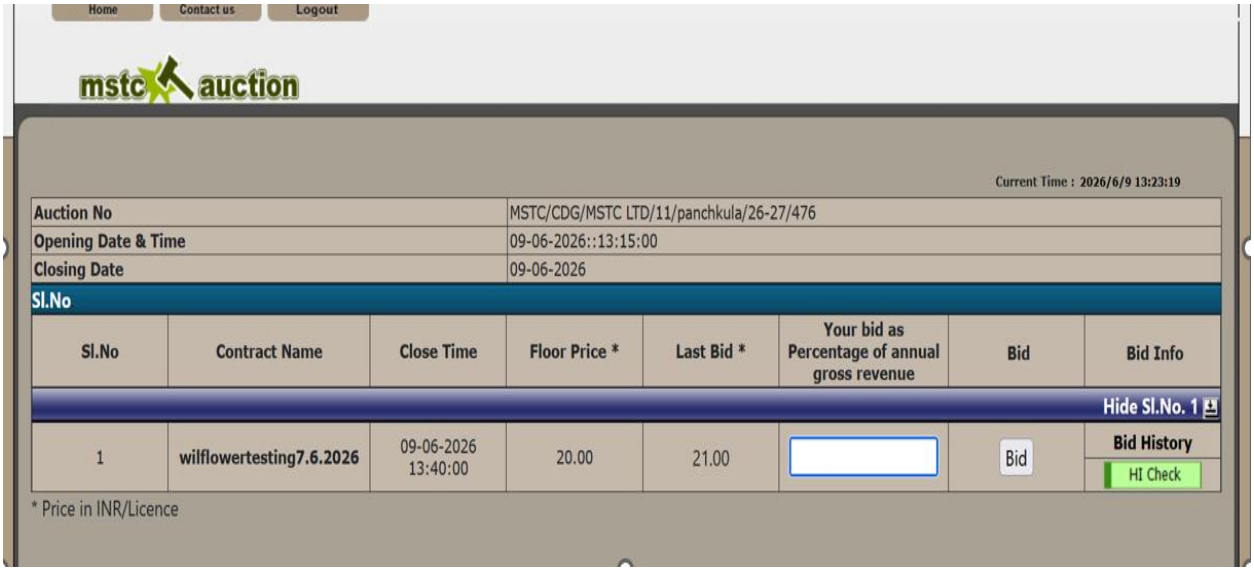
Home
Contact us
Logout
mstc auction
Current Time : 2026/6/9 13:23:19
Auction No
MSTC/CDG/MSTC LTD/11/panchkula/26-27/476
Opening Date & Time
09-06-2026::13:15:00
Closing Date
09-06-2026
Sl.No
Sl.No
Contract Name
Close Time
Floor Price *
Last Bid *
Your bid as Percentage of annual gross revenue
Bid
Bid Info
Hide Sl.No. 1
1
wilflowertesting7.6.2026
09-06-2026 13:40:00
20.00
21.00
Bid
Bid History
HI Check
* Price in INR/Licence

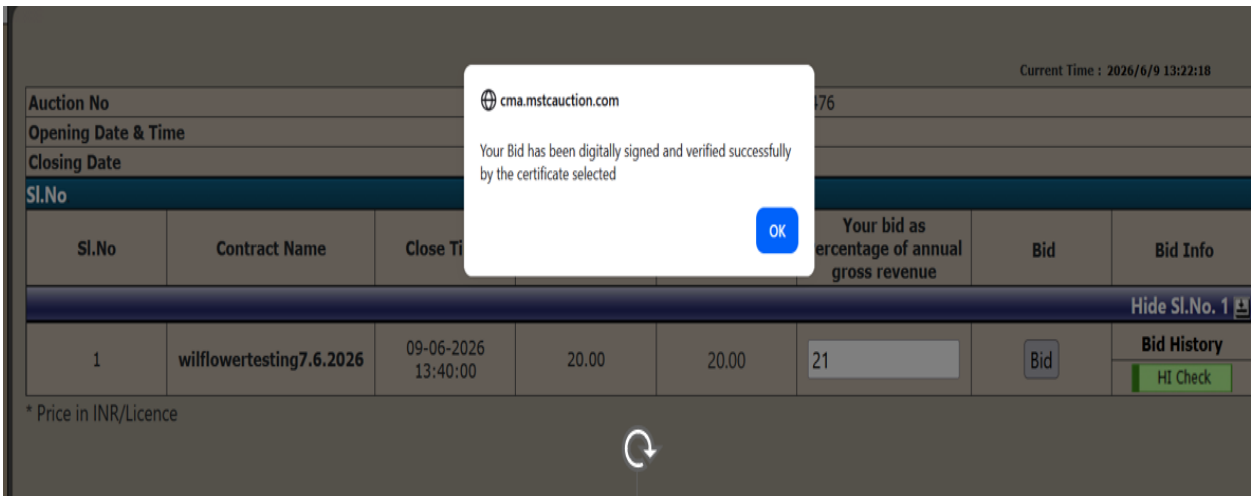
Current Time : 2026/6/9 13:22:18
Auction No
Opening Date & Time
Closing Date
Sl.No
cma.mstcauction.com
Your Bid has been digitally signed and verified successfully by the certificate selected
OK
Sl.No
Contract Name
Your bid as
gross revenue
Bid
Bid Info
Hide Sl.No. 1
1
wilflowertesting7.6.2026
09-06-2026 13:40:00
20.00
20.00
21
Bid
Bid History
HI Check
* Price in INR/Licence

FAQs: E-bidding for grant of license rights of OM of Hotel Wildflower Hall Shimla

Q. Which is the e-Bidding Portal for grant of license rights of OM of Hotel Wildflower Hall Shimla event?

A. MSTC E- Portal available at URL https://www.mstcecommerce.com/auctionhome/wildflower/index.jsp

Q. How to Register as a Bidder on e-Bidding Portal for grant of license rights of OM of Hotel Wildflower Hall Shimla event?

A. Prospective bidders can go to https://www.mstcecommerce.com/auctionhome/wildflower/index.jsp and click on the Registration Button on top right to register. A detailed Registration Guide is also available on Bidder Guide section on the said page.

Q. Do I require DSC (Digital Signature) for bidding in grant of license rights of OM of Hotel Wildflower Hall Shimla event?

A. Yes you require a Class 3 Signing and Encryption Type combo Digital Signature for bidding in grant of license rights of OM of Hotel Wildflower Hall Shimla events. The DSC should be in the name of Authorized Signatory of the Bidder. Please refer to DSC guide, in the Bidder's Guide section of https://www.mstcecommerce.com/auctionhome/wildflower/index.jspfor more details.

Q. Where can I purchase a Class 3 signing and encryption DSC from?

A. Details on Certifying Authorities and process getting a DSC are available on CCA website https://cca.gov.in/digital_signature.html. Please refer to DSC guide, in the Bidder's Guide section of https://www.mstcecommerce.com/auctionhome/wildflower/index.jsp for more details.

Q. How is the DSC mapped to my account?

A. At the time of login, system mandatorily requires a bidder to connect and map their Digital Signature to their account. Please refer to DSC guide, in the Bidder's Guide section of https://www.mstcecommerce.com/auctionhome/wildflower/index.jsp for more details.

Q. If my DSC expires, how to map a new DSC?

A. Once your DSC expires, you can simply login with a new DSC to map in to your account. The process is automatic and does not require any additional steps after successful login with new DSC. Please refer to DSC guide, in the Bidder's Guide section of https://www.mstcecommerce.com/auctionhome/wildflower/index.jsp for more details.

Q. If my Authorized Signatory changes or loses their DSC, how to map a new DSC?

A. After registration, bidder may update their DSC (if required), by logging into the portal and going to Delete DSC button. Here they can delete their currently mapped DSC and login with the new DSC. If for any reason bidder is unable to Login and delete their DSC, they can also write to cdgopn3@mstcindia.in, cdgopn5@mstcindia.in Please refer to DSC guide, in the Bidder's Guide section of https://www.mstcecommerce.com/auctionhome/wildflower/index.jsp for more details.

Q. What system settings are required to login and bid in grant of license rights of OM of Hotel Wildflower Hall Shimla event?

A. After logging on the portal (https://www.mstcecommerce.com/auctionhome/wildflower/index.jsp)a pop-up of system settings will appear, detailing the system settings, through which bidders can configure their system for bidding. Once settings are done, the pop-up message will hide and the bidder can proceed to login. Detailed settings Guides are available in the Bidder's Guide section on https://www.mstcecommerce.com/auctionhome/wildflower/index.jsp

Q. What is the bidding process of Grant of license rights of OM of Hotel Wildflower Hall Shimla event?

A. Grant of license rights of OM of Hotel Wildflower Hall Shimla will be conducted as per 2-Stage Bidding process.

i) Stage 1 (Technical cum Initial Price offer) will be followed by

ii) Stage 2 (e-Forward Auction).

Detailed Bidding Guides for are available in the Bidder's Guide section on https://www.mstcecommerce.com/auctionhome/wildflower/index.jsp Further, the respective Tender documents also have the relevant details of the Bid process.

Q. Where can I download Tender Documents from?

A. Model Tender document is available free of cost on https://www.mstcecommerce.com/auctionhome/wildflower/index.jsp and are accessible to all bidders. For **Paid Tender Document (which comprises of the Model Tender Document and other documents including Information Memorandum, Licence Deed and any other addenda)** can be availed by logging on MSTC E-Portal using their ID, Password and DSC and making required Non Refundable payment of Rs 5,00,000/- (Rupees Five Lakhs Only).

Q. What are the eligibility requirements to participate in e-bidding?

A. Specific requirements of e-Bid event will be mentioned in the Paid Tender Documents. Please refer to the tender documents before participation.

Q. How do I make payment for Grant of license rights of OM of Hotel Wildflower Hall Shimla Event?

A. Upon login, please go to e-Payment link, select the Tender fee, click on RTGS/NEFT to make e-Payment. Please refer to e-Payment Guide in the Bidder's Guide section on https://www.mstcecommerce.com/auctionhome/wildflower/index.jsp

Q. How to download Paid documents after making payment?

A. Once payment has been received at MSTC, you can go to Paid documents link in your login to download paid documents for the relevant event.

Q. What documents do I need to submit for bidding?

A. Required documents will be listed in the Paid tender documents for each e-Bidding event.

Q. Where can I find more information about Grant of license rights of OM of Hotel Wildflower Hall Shimla event?

A. More Details about this event will be available on https://www.mstcecommerce.com/auctionhome/wildflower/index.jsp

Q. Who can I contact for help with e-bidding?

A. In case of any queries or System Setting Related Technical issues please contact - MSTC Helpdesk 07969066600 (Availability- 9:30 AM to 5:30 PM on all working days), otherwise you can contact officials of MSTC Chandigarh office mentioned below.

No	Contact Official	Email	Mobile
1	Nikhil Mittal, Manager	Cdgopn3@mstcindia.in	9674550002
2	Ashish Kumar, Manager	cdgopn5@mstcindia.in	7230022882

****